

# Making a casual observation using the SeasonWatch app





# SeasonWatch

SeasonWatch Team

Education

UNINSTALL

UPDATE

## What's new ●

Last updated 03-Oct-2018

The new SeasonWatch app allows you to create an account, and register your trees on the go, without needing to visit the website.

[Read more](#)

Install or  
Update the  
SeasonWatch  
app on your  
phone

## SeasonWatch



Welcome to SeasonWatch

Join thousands of citizens in monitoring seasons through trees.

Register, then add trees and observe them regularly. You can also upload one-time casual observations of any interesting SeasonWatch trees you find.

[www.seasonwatch.in](http://www.seasonwatch.in)

Not a member yet?

[Register](#)

LOG IN

New user?  
Click on  
'Register'

## SeasonWatch



Name

Email Address

Set password

☐ Show password

Category

☐ Individual☒ School☐ Math ... EED School☐ College

School

# Fill registration details

## SeasonWatch



Email Address

Set password

☐ Show password

Category

☐ Individual☒ School☐ Mathrubhumi SEED School☐ College

School name

**REGISTER**

Click on  
'REGISTER'  
button to  
register as a  
user

Cherry tree in Shillong

Go outdoors  
and find a tree

Observe:  
leaves, flowers  
and fruits

©Swati Sidhu

Young leaves: None, Mature leaves: None, Dying leaves: None

Flower buds: Many, Open flowers: Many

Unripe fruits: None, Ripe fruits: None



## SeasonWatch



Welcome to SeasonWatch

Join thousands of citizens in monitoring seasons through trees.

Register, then add trees and observe them regularly. You can also upload one-time casual observations of any interesting SeasonWatch trees you find.

[www.seasonwatch.in](http://www.seasonwatch.in)

Not a member yet?

[Register](#)

**LOG IN**

‘LOGIN’ using  
your registered  
email ID and  
password

2:11 PM



SeasonWatch



REGULAR

CASUAL

Casual trees:

This is where you can add observations of any trees (ie from the 100+ species covered in SeasonWatch) that you come across and don't plan to monitor regularly.



Click on the  
'Casual' tab



2:11 PM



## SeasonWatch



REGULAR

CASUAL

Casual trees:



This is where you can add observations of any trees (ie from the 100+ species covered in SeasonWatch) that you come across and don't plan to monitor regularly.



Click on the eye  
button to add a  
new  
observation

## ← Add Tree: Choose species :

Q Siris



**Krishna Siris**

*Albizia amara*



**Siris**

*Albizia lebbbeck*



**White Siris**

*Albizia procera*



**Devil's Tree**

*Alstonia scholaris*



**Custard apple**

*Annona squamosa*



**Axlewood**

*Anogeissus latifolia*



# Select species of tree from the list

See the entire SeasonWatch  
species list here:  
[www.seasonwatch.in/species.php](http://www.seasonwatch.in/species.php)

## Add Tree: Choose species

Search Siris



**Krishna Siris**

*Albizia amara*



**Siris**

*Albizia lebbek*



**White Siris**

*Albizia procera*



**Devil's Tree**

*Alstonia scholaris*



**Custard apple**

*Annona squamosa*

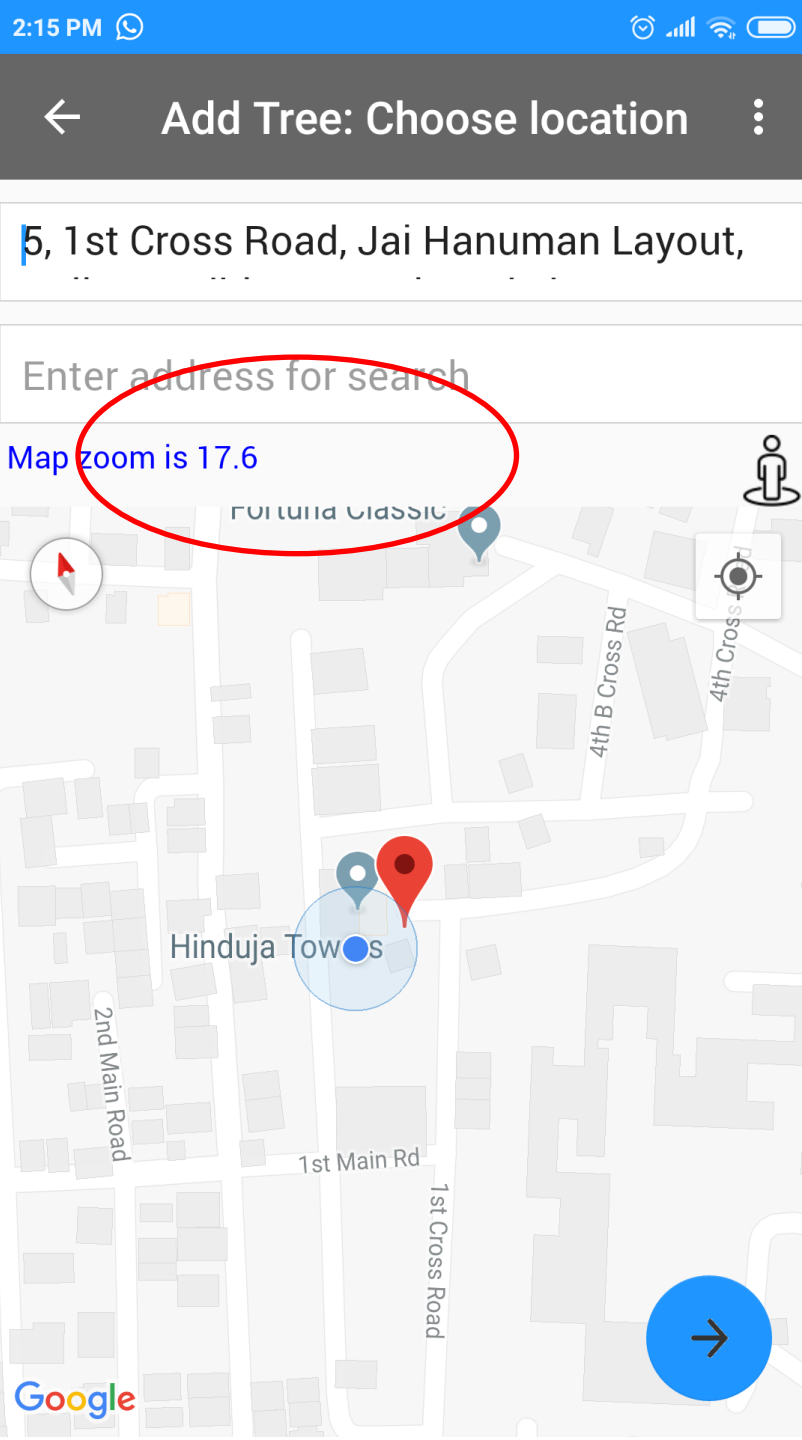


**Axlewood**

*Anogeissus latifolia*



Click on the  
arrow to  
proceed



Select tree location on the map (make sure your GPS is on).

Zoom level should be  $> 15$

← Add Observation



**Babool**  
*Acacia nilotica*

Select observation date



Fresh Leaves



none



few



many



don't know

Mature Leaves



none



few



many



don't know

Dying Leaves



none



few



many



don't know


SAVE

Select  
information on  
leaf, flower and  
fruit on trees

Enter  
observation  
date


2:16 PM

← Add Observation

 **Babool**  
*Acacia nilotica*

Select observation date

---



Fresh Leaves

☐ none ☐ few ☒ many ☐ don't know


Mature Leaves

☐ none ☒ few ☐ many ☐ don't know

Dying Leaves

☐ none ☒ few ☐ many ☐ don't know

---

 **SAVE**

Click on 'SAVE'  
to upload your  
observations

[www.seasonwatch.in](http://www.seasonwatch.in)

[sw@seasonwatch.in](mailto:sw@seasonwatch.in)



+91 734 956 7602