

SEASONWATCH OBSERVATIONS

January - December Year:

Species name: _____

Tree Nickname: - - - - -




School: - - - - -

Co-ordinator: - - - - -

Children Monitoring: - - - - -

EXAMPLE

Month	Exact month of observation			
Week	1	2	3	4
Observation date	9/1	Leave blank for 'Don't know'		

Fresh leaves	<div> <div>'Many'</div> <div></div> </div>	<div> <div>'Few'</div> <div></div> </div>	<div> <div>Draw a line for 'None'</div> <div></div> </div>
--------------	---	--	---

[illegible]

[illegible]

[illegible]

How to fill the SeasonWatch Observation Sheet:

1. **SELECT** a healthy, mature tree from the SeasonWatch tree list.
Fill in the information on the first page (Species name, tree nickname etc.)
2. Take 5 minutes to **MONITOR** your selected tree every week and record your observation.
If date is 9/4/2022, write it in as shown in the 'Example'
Look at the fresh and mature leaves on the tree. Fill the box as shown in the 'Example'.
 - *None*: No fresh/mature/dying leaves
 - *Few*: Less than about 1/3rd branches with at least one fresh/mature/dying leaf
 - *Many*: More than about 1/3rd branches with at least one fresh/mature/dying leaf
 - *Don't know*: Only if you are unable to observe clearlySimilarly, look at flower buds and open flowers, unripe, ripe or open fruits/pods on the tree.
3. Regularly **UPLOAD** the recorded observations at <http://www.seasonwatch.in>.